



# Round 2 : March 18 - 20

## Queensland Raceway



ASBK.COM.AU f t i y



### DUNLOP SUPERSPORT 300 CHAMPIONSHIP

#### Race 3

Date: 20/03/22  
 Event: R13  
 Weather: Partly cloudy - Temp: 29.7C  
 Track: Dry - Temp: 51.4C

Started at: 13:44:50  
 Laps: 10  
 Starters: 15  
 Printed at: 21:10

#### AMENDED CLASSIFICATION

Pos	No	Name	Machine	Laps	Race Time	Behind Leader	Behind Prev	Fastest Lap	On Lap	Top Speed
1	39	Glenn NELSON (QLD) / Fusport / Plugalug / Dynoverks / XXX Suspension / Always Livin / Dynamite	Yamaha YZF-R3	10	13:52.793			1:22.299	6	176
2	3	Cameron DUNKER (NSW) / GTR Motostars / RS+C / KYT Helmets / Jamie Stauffer / Doctor Mak / Ricondi	Yamaha YZF-R3	10	13:52.836	.043	.043	1:22.105	5	184
3	12	Henry SNELL (QLD) / Megacycle Race Team / Ricondi / TCX Boots	Yamaha YZF-R3	10	14:00.452	7.659	7.616	1:22.792	3	183
4	20	Jonathan NAHLOUS (NSW) / Complete AV / Anderson Stands / Race Dynamics / Bikebiz	Kawasaki Ninja	10	14:00.510	7.717	.058	1:22.867	3	184
5	51	Sam PEZZETTA (SA) / Unitech Racing / Remo Contractors / SA Profiling / Aus Crush & Recycle / YRD	Yamaha YZF-R3	10	14:00.514	7.721	.004	1:22.317	4	186
6	16	James JACOBS (NSW) / X-Lite / Nedlands Studio / Ricondi / Lucas Oils / EK Chains / Rustbusters	Kawasaki Ninja	10	14:00.523	7.730	.009	1:22.534	4	185
7	66	Mitchell SIMPSON (SA) / Simpson Crash / Simpson Signs / Yamaha YRD	Yamaha YZF-R3	10	14:01.165	8.372	.642	1:22.727	3	188
8	25	Brodie GAWITH (VIC) / Megacycle Race Team / Ricondi / AGV Helmets / TCX Boots	Yamaha YZF-R3	10	14:01.234	8.441	.069	1:22.884	7	186
9	32	Jai RUSSO (NSW) / Russo Performance / Motostars / Ricondi / AGV / TCX	Yamaha YZF-R3	10	14:01.324	8.531	.090	1:22.857	3	186
10	65	Nate O'NEILL (QLD) / TeamBWR / RBM / XXX Suspension / Suncoast Powerhouse Dyno / Race-DNA	Yamaha YZF-R3	10	14:05.860	13.067	4.536	1:23.466	7	181
11	85	Jayden MARTIN (WA) / Moto City	Yamaha YZF-R3	10	14:18.733	25.940	12.873	1:23.962	2	180
12	63	Clay CLEGG (NSW) / Williamson Bros / Akubra / Mavin Truck Centre / Central West Electrinical	Yamaha YZF-R3	10	14:18.846	26.053	.113	1:24.380	2	181
13	279	Hayden NELSON (NSW) / Taree Motorcycles / Gow Moto / Knight Designs	Yamaha YZF-R3	10	15:01.731	1:08.938	42.885	1:25.258	8	182
DNF	23	Jordan SIMPSON (SA) / Simpson Crash / Simpson Signs / Yamaha YRD	Yamaha YZF-R3	2	2:54.899	7 Laps		1:24.397	2	183
DSQ	181	Liam WATERS (QLD) / Moto-Shed / XXX Rated Suspension	Yamaha YZF-R3	10	14:01.334	8.541		1:22.869	7	186

Fastest Lap was 1:22.105 by Cameron DUNKER (NSW)

New race lap record for SS300 class - Previous: 1:22.273 by Henry SNELL (QLD) on a Yamaha YZF-R3 set on 19/03/22

\*\*\* POST RACE AMENDMENT (08/08/22) - No. 181 (Liam Waters) disqualified due to a breach of ASBK Technical Regulations 4.26.4 Technical Regulations (SSP300) Permitted Modifications \*\*\*

The results are provisional until the end of the time limit for protests and appeals.

*Scott Laing*  
 Chief Timekeeper - Scott Laing

*Tom Williams*  
 Race Director - Tom Williams



www.computime.com.au  
 COMPUTIME RACE TIMING SYSTEMS PTY LTD





# Round 2 : March 18 - 20

## Queensland Raceway



ASBK.COM.AU f t i y



### DUNLOP SUPERSPORT 300 CHAMPIONSHIP

#### Race 3

Date: 20/03/22  
 Event: R13  
 Weather: Partly cloudy - Temp: 29.7C  
 Track: Dry - Temp: 51.4C

Started at: 13:44:50  
 Laps: 10  
 Starters: 15  
 Printed at: 21:10

#### AMENDED LAP TIMES

No	Name	Lap 1	Lap 2	Lap 3	Lap 4	Lap 5	Lap 6	Lap 7	Lap 8	Lap 9	Lap 10
3	Cameron DUNKER (NSW)	1:30.085	1:22.980	1:22.431	1:22.186	<b>1:22.105</b>	1:22.765	1:22.231	1:22.410	1:22.812	1:22.831
12	Henry SNELL (QLD)	1:30.017	1:23.174	<b>1:22.792</b>	1:23.169	1:23.163	1:23.166	1:23.545	1:23.625	1:24.159	1:23.642
16	James JACOBS (NSW)	1:30.737	1:22.883	1:22.840	<b>1:22.534</b>	1:23.163	1:23.487	1:23.239	1:24.330	1:23.490	1:23.820
20	Jonathan NAHLOUS (NSW)	1:29.939	1:23.168	<b>1:22.867</b>	1:23.104	1:22.919	1:23.857	1:23.075	1:23.817	1:23.878	1:23.886
23	Jordan SIMPSON (SA)	1:30.502	<b>1:24.397</b>								
25	Brodie GAWITH (VIC)	1:30.365	1:23.683	1:23.187	1:23.548	1:23.391	1:22.993	<b>1:22.884</b>	1:23.453	1:23.846	1:23.884
32	Jai RUSSO (NSW)	1:30.790	1:23.729	<b>1:22.857</b>	1:23.184	1:23.791	1:22.990	1:23.030	1:23.379	1:23.690	1:23.884
39	Glenn NELSON (QLD)	1:29.139	1:22.803	1:22.833	1:22.489	1:22.624	<b>1:22.299</b>	1:22.493	1:22.346	1:22.788	1:22.979
51	Sam PEZZETTA (SA)	1:30.891	1:23.497	1:22.536	<b>1:22.317</b>	1:22.993	1:23.435	1:23.465	1:23.643	1:23.977	1:23.760
63	Clay CLEGG (NSW)	1:31.635	<b>1:24.380</b>	1:25.333	1:25.609	1:25.092	1:25.331	1:25.201	1:25.874	1:25.558	1:24.833
65	Nate O'NEILL (QLD)	1:31.231	1:24.259	1:23.497	1:23.578	1:24.190	1:23.524	<b>1:23.466</b>	1:23.758	1:23.953	1:24.404
66	Mitchell SIMPSON (SA)	1:30.786	1:23.313	<b>1:22.727</b>	1:22.851	1:23.011	1:23.361	1:23.241	1:24.080	1:23.693	1:24.102
85	Jayden MARTIN (WA)	1:31.779	<b>1:23.962</b>	1:25.406	1:25.745	1:25.203	1:25.335	1:25.238	1:25.836	1:25.621	1:24.608
181	Liam WATERS (QLD)	1:30.136	1:23.218	1:23.940	1:23.169	1:23.514	1:23.011	<b>1:22.869</b>	1:23.230	1:23.989	1:24.258
279	Hayden NELSON (NSW)	2:01.855	1:32.980	1:27.384	1:26.263	1:25.591	1:25.676	1:25.509	<b>1:25.258</b>	1:25.759	1:25.456

\*\*\* POST RACE AMENDMENT (08/08/22) - No. 181 (Liam Waters) disqualified due to a breach of ASBK Technical Regulations 4.26.4 Technical Regulations (SSP300) Permitted Modifications \*\*\*

The results are provisional until the end of the time limit for protests and appeals.

*Scott Laing*  
 Chief Timekeeper - Scott Laing

*Tom Williams*  
 Race Director - Tom Williams



www.computime.com.au  
 COMPUTIME RACE TIMING SYSTEMS PTY LTD





# Round 2 : March 18 - 20 Queensland Raceway



## DUNLOP SUPERSPORT 300 CHAMPIONSHIP

### Race 3

Date: 20/03/22  
Event: R13  
Weather: Partly cloudy - Temp: 29.7C  
Track: Dry - Temp: 51.4C

Started at: 13:44:50  
Laps: 10  
Starters: 15  
Printed at: 21:10

### AMENDED SPLIT TIMES

Lap	Split 1	Split 2	Split 3	Lap Time	Spd	Lap	Split 1	Split 2	Split 3	Lap Time	Spd
<b>3 Cameron DUNKER (NSW) (2nd)</b>						9	28.366	29.469	26.043	1:23.878	178
1	33.395	30.039	26.651	1:30.085	173	10	28.403	29.352	26.131	1:23.886	177
2	28.094	29.232	25.654	1:22.980	182						
3	28.221	<b>28.862</b>	25.348	1:22.431	184	<b>23 Jordan SIMPSON (SA) (DNF)</b>					
4	27.902	28.991	25.293	1:22.186	174	1	34.018	30.165	26.319	1:30.502	183
5	<b>27.778</b>	29.072	<b>25.255</b>	<b>1:22.105</b>	181	2	<b>28.158</b>	<b>30.256</b>	<b>25.983</b>	<b>1:24.397</b>	180
6	28.232	29.186	25.347	1:22.765	170	<b>25 Brodie GAWITH (VIC) (8th)</b>					
7	27.885	28.888	25.458	1:22.231	178	1	34.194	29.878	26.293	1:30.365	184
8	27.903	29.092	25.415	1:22.410	176	2	28.232	29.784	<b>25.667</b>	1:23.683	182
9	28.110	29.197	25.505	1:22.812	173	3	27.952	29.363	25.872	1:23.187	185
10	27.999	29.085	25.747	1:22.831	173	4	28.086	29.348	26.114	1:23.548	184
<b>12 Henry SNELL (QLD) (3rd)</b>						5	28.103	29.268	26.020	1:23.391	182
1	33.447	30.176	26.394	1:30.017	171	6	<b>27.877</b>	29.310	25.806	1:22.993	181
2	28.106	29.595	25.473	1:23.174	176	7	27.941	<b>29.070</b>	25.873	<b>1:22.884</b>	182
3	<b>28.007</b>	29.394	<b>25.391</b>	<b>1:22.792</b>	178	8	28.003	29.598	25.852	1:23.453	179
4	28.064	29.370	25.735	1:23.169	177	9	28.294	29.408	26.144	1:23.846	183
5	28.008	29.425	25.730	1:23.163	183	10	28.154	29.644	26.086	1:23.884	186
6	28.071	<b>29.178</b>	25.917	1:23.166	182	<b>32 Jai RUSSO (NSW) (9th)</b>					
7	28.341	29.345	25.859	1:23.545	176	1	34.273	30.433	26.084	1:30.790	183
8	28.484	29.351	25.790	1:23.625	179	2	28.035	29.879	25.815	1:23.729	182
9	28.521	29.622	26.016	1:24.159	176	3	28.178	<b>29.127</b>	<b>25.552</b>	<b>1:22.857</b>	182
10	28.272	29.512	25.858	1:23.642	174	4	28.259	29.315	25.610	1:23.184	182
<b>16 James JACOBS (NSW) (6th)</b>						5	28.201	29.686	25.904	1:23.791	182
1	34.290	30.226	26.221	1:30.737	185	6	27.796	29.615	25.579	1:22.990	181
2	27.915	29.374	25.594	1:22.883	182	7	28.123	29.162	25.745	1:23.030	181
3	28.010	29.258	<b>25.572</b>	1:22.840	183	8	<b>27.774</b>	29.580	26.025	1:23.379	186
4	<b>27.692</b>	<b>29.023</b>	25.819	<b>1:22.534</b>	183	9	28.128	29.504	26.058	1:23.690	181
5	28.097	29.225	25.841	1:23.163	184	10	28.132	29.706	26.046	1:23.884	180
6	28.205	29.466	25.816	1:23.487	176	<b>39 Glenn NELSON (QLD) (1st)</b>					
7	28.145	29.136	25.958	1:23.239	182	1	33.433	29.795	25.911	1:29.139	172
8	28.654	29.805	25.871	1:24.330	176	2	28.290	29.034	25.479	1:22.803	173
9	28.028	29.237	26.225	1:23.490	183	3	28.268	29.086	25.479	1:22.833	176
10	28.410	29.372	26.038	1:23.820	183	4	28.105	28.972	25.412	1:22.489	173
<b>20 Jonathan NAHLOUS (NSW) (4th)</b>						5	28.125	28.948	25.551	1:22.624	174
1	33.449	29.628	26.862	1:29.939	179	6	28.070	<b>28.850</b>	<b>25.379</b>	<b>1:22.299</b>	174
2	28.198	29.132	25.838	1:23.168	180	7	28.073	28.881	25.539	1:22.493	174
3	28.085	29.177	<b>25.605</b>	<b>1:22.867</b>	181	8	<b>28.048</b>	28.861	25.437	1:22.346	173
4	28.130	29.167	25.807	1:23.104	182	9	28.184	29.126	25.478	1:22.788	174
5	27.993	<b>29.015</b>	25.911	1:22.919	176	10	28.126	29.125	25.728	1:22.979	174
6	28.385	29.774	25.698	1:23.857	176	<b>51 Sam PEZZETTA (SA) (5th)</b>					
7	<b>27.981</b>	29.222	25.872	1:23.075	184	1	34.578	30.223	26.090	1:30.891	184
8	28.565	29.194	26.058	1:23.817	175						

*Scott Laing*  
Chief Timekeeper - Scott Laing

*Tom Williams*  
Race Director - Tom Williams





# Round 2 : March 18 - 20 Queensland Raceway



ASBK.COM.AU f t i y

## DUNLOP SUPERSPORT 300 CHAMPIONSHIP

### Race 3

Date: 20/03/22  
Event: R13  
Weather: Partly cloudy - Temp: 29.7C  
Track: Dry - Temp: 51.4C

Started at: 13:44:50  
Laps: 10  
Starters: 15  
Printed at: 21:10

### AMENDED SPLIT TIMES

Lap	Split 1	Split 2	Split 3	Lap Time	Spd	Lap	Split 1	Split 2	Split 3	Lap Time	Spd
2	28.121	29.805	25.571	1:23.497	183	8	28.327	29.918	25.835	1:24.080	180
3	<b>27.859</b>	29.263	<b>25.414</b>	1:22.536	186	9	28.104	29.447	26.142	1:23.693	185
4	27.982	<b>28.915</b>	25.420	<b>1:22.317</b>	184	10	28.367	29.507	26.228	1:24.102	185
5	28.001	29.178	25.814	1:22.993	184						
6	28.216	29.563	25.656	1:23.435	183						
7	28.278	29.332	25.855	1:23.465	184						
8	28.430	29.426	25.787	1:23.643	181						
9	28.352	29.563	26.062	1:23.977	179						
10	28.469	29.472	25.819	1:23.760	186						
<b>63 Clay CLEGG (NSW) (12th)</b>											
1	34.902	30.383	26.350	1:31.635	181						
2	28.625	<b>29.546</b>	26.209	<b>1:24.380</b>	178						
3	<b>28.533</b>	30.560	26.240	1:25.333	175						
4	29.032	30.141	26.436	1:25.609	170						
5	28.882	29.931	26.279	1:25.092	169						
6	29.090	30.033	<b>26.208</b>	1:25.331	164						
7	29.141	29.758	26.302	1:25.201	172						
8	29.216	30.069	26.589	1:25.874	171						
9	29.308	29.854	26.396	1:25.558	171						
10	28.795	29.659	26.379	1:24.833	171						
<b>65 Nate O'NEILL (QLD) (10th)</b>											
1	35.007	30.003	26.221	1:31.231	181						
2	28.865	29.411	25.983	1:24.259	174						
3	<b>28.397</b>	29.511	<b>25.589</b>	1:23.497	179						
4	28.521	29.365	25.692	1:23.578	173						
5	28.795	29.474	25.921	1:24.190	171						
6	28.521	29.345	25.658	1:23.524	173						
7	28.544	<b>29.246</b>	25.676	<b>1:23.466</b>	174						
8	28.670	29.345	25.743	1:23.758	171						
9	28.768	29.398	25.787	1:23.953	173						
10	28.410	30.208	25.786	1:24.404	173						
<b>66 Mitchell SIMPSON (SA) (7th)</b>											
1	34.366	29.923	26.497	1:30.786	187						
2	28.226	29.609	<b>25.478</b>	1:23.313	182						
3	<b>27.647</b>	29.444	25.636	<b>1:22.727</b>	188						
4	27.969	29.121	25.761	1:22.851	179						
5	28.270	<b>29.032</b>	25.709	1:23.011	176						
6	27.859	29.680	25.822	1:23.361	183						
7	28.110	29.362	25.769	1:23.241	183						
<b>85 Jayden MARTIN (WA) (11th)</b>											
1	35.155	30.277	26.347	1:31.779	180						
2	<b>28.587</b>	<b>29.570</b>	<b>25.805</b>	<b>1:23.962</b>	179						
3	28.831	30.238	26.337	1:25.406	175						
4	29.265	30.224	26.256	1:25.745	166						
5	29.089	29.905	26.209	1:25.203	173						
6	29.048	30.148	26.139	1:25.335	166						
7	29.071	29.955	26.212	1:25.238	167						
8	29.164	30.188	26.484	1:25.836	167						
9	29.307	30.000	26.314	1:25.621	167						
10	28.759	29.722	26.127	1:24.608	172						
<b>181 Liam WATERS (QLD) (DSQ)</b>											
1	33.710	30.103	26.323	1:30.136	186						
2	28.078	29.354	25.786	1:23.218	186						
3	28.174	29.491	26.275	1:23.940	186						
4	<b>27.885</b>	29.306	25.978	1:23.169	184						
5	28.171	29.400	25.943	1:23.514	179						
6	28.041	29.185	<b>25.785</b>	1:23.011	179						
7	27.935	<b>29.073</b>	25.861	<b>1:22.869</b>	182						
8	27.937	29.403	25.890	1:23.230	184						
9	28.104	29.893	25.992	1:23.989	179						
10	28.177	29.540	26.541	1:24.258	181						
<b>279 Hayden NELSON (NSW) (13th)</b>											
1	33.591	29.618	58.646	2:01.855	182						
2	33.871	31.667	27.442	1:32.980	161						
3	29.710	30.776	26.898	1:27.384	170						
4	29.434	30.259	26.570	1:26.263	168						
5	29.185	29.945	26.461	1:25.591	170						
6	29.023	30.059	26.594	1:25.676	170						
7	29.067	<b>29.854</b>	26.588	1:25.509	171						
8	28.963	29.903	<b>26.392</b>	<b>1:25.258</b>	171						
9	<b>28.950</b>	30.214	26.595	1:25.759	169						
10	29.137	29.900	26.419	1:25.456	169						

\*\*\* POST RACE AMENDMENT (08/08/22) - No. 181 (Liam Waters) disqualified due to a breach of ASBK Technical Regulations 4.26.4 Technical Regulations (SSP300) Permitted Modifications \*\*\*

The results are provisional until the end of the time limit for protests and appeals.

Chief Timekeeper - Scott Laing

Race Director - Tom Williams



www.computime.com.au  
COMPUTIME RACE TIMING SYSTEMS PTY LTD



# Round 2 : March 18 - 20 Queensland Raceway



ASBK.COM.AU f t i y

## DUNLOP SUPERSPORT 300 CHAMPIONSHIP

### Race 3

Date: 20/03/22  
Event: R13  
Weather: Partly cloudy - Temp: 29.7C  
Track: Dry - Temp: 51.4C


Started at: 13:44:50  
Laps: 10  
Starters: 15  
Printed at: 21:10

### AMENDED FASTEST LAPS SEQUENCE

Lap	Race Pos	No	Name	Machine	Fastest Lap	On Lap
1	1	39	Glenn NELSON (QLD)	Yamaha YZF-R3	1:29.139	1
2	1	39	Glenn NELSON (QLD)	Yamaha YZF-R3	1:22.803	2
3	2	3	Cameron DUNKER (NSW)	Yamaha YZF-R3	1:22.431	3
4	2	3	Cameron DUNKER (NSW)	Yamaha YZF-R3	1:22.186	4
5	1	3	Cameron DUNKER (NSW)	Yamaha YZF-R3	1:22.105	5

\*\*\* POST RACE AMENDMENT (08/08/22) - No. 181 (Liam Waters) disqualified due to a breach of ASBK Technical Regulations 4.26.4 Technical Regulations (SSP300) Permitted Modifications \*\*\*

The results are provisional until the end of the time limit for protests and appeals.

  
Chief Timekeeper - Scott Laing

  
Race Director - Tom Williams



[www.computime.com.au](http://www.computime.com.au)  
COMPUTIME RACE TIMING SYSTEMS PTY LTD





# Round 2 : March 18 - 20

## Queensland Raceway



ASBK.COM.AU f t i y

### DUNLOP SUPERSPORT 300 CHAMPIONSHIP

#### Race 3

Date: 20/03/22  
 Event: R13  
 Weather: Partly cloudy - Temp: 29.7C  
 Track: Dry - Temp: 51.4C

Started at: 13:44:50  
 Laps: 10  
 Starters: 15  
 Printed at: 21:10

#### AMENDED LAP SHEET

No	Lap Time	Gap	No	Lap Time	Gap	No	Lap Time	Gap	No	Lap Time	Gap	No	Lap Time	Gap			
<b>Lap 1</b>			39	1:22.833		51	1:22.993	2.447	25	1:22.884	5.371	85	1:25.621	24.311	279	1:25.759	1:06.461
39	1:29.139		3	1:22.431	.721	12	1:23.163	2.528	32	1:23.030	5.691	<b>Lap 10</b>					
20	1:29.939	.800	20	1:22.867	1.199	66	1:23.011	2.901	65	1:23.466	9.065	39	1:22.979				
12	1:30.017	.878	12	1:22.792	1.208	181	1:23.514	4.190	63	1:25.201	17.901	3	1:22.831	.043			
3	1:30.085	.946	16	1:22.840	1.685	25	1:23.391	4.387	85	1:25.238	17.988	12	1:23.642	7.659			
181	1:30.136	.997	66	1:22.727	2.051	32	1:23.791	4.564	279	1:25.509	1:00.578	20	1:23.886	7.717			
25	1:30.365	1.226	51	1:22.536	2.149	65	1:24.190	6.968	<b>Lap 8</b>								
23	1:30.502	1.363	25	1:23.187	2.460	63	1:25.092	12.262	39	1:22.346		51	1:23.760	7.721			
16	1:30.737	1.598	181	1:23.940	2.519	85	1:25.203	12.308	3	1:22.410	.167	16	1:23.820	7.730			
66	1:30.786	1.647	32	1:22.857	2.601	279	1:25.591	54.286	12	1:23.625	5.625	66	1:24.102	8.372			
32	1:30.790	1.651	65	1:23.497	4.212	<b>Lap 6</b>				20	1:23.817	5.720					
51	1:30.891	1.752	85	1:25.406	6.372	39	1:22.299		51	1:23.643	5.751	25	1:23.884	8.441			
65	1:31.231	2.092	63	1:25.333	6.573	3	1:22.765	.365	181	1:23.230	6.061	32	1:23.884	8.531			
63	1:31.635	2.496	279	1:27.384	47.444	12	1:23.166	3.294	16	1:24.330	6.187	181	1:24.258	8.541			
85	1:31.779	2.640	<b>Lap 4</b>				16	1:23.487	3.457	66	1:24.080	6.344	65	1:24.404	13.067		
279	2:01.855	32.716	39	1:22.489		51	1:23.435	3.482	25	1:23.453	6.478	85	1:24.608	25.940			
<b>Lap 2</b>			3	1:22.186	.418	20	1:23.857	3.667	32	1:23.379	6.724	63	1:24.833	26.053			
39	1:22.803		16	1:22.534	1.730	66	1:23.361	3.862	65	1:23.758	10.477	279	1:25.456	1:08.938			
3	1:22.980	1.123	20	1:23.104	1.814	181	1:23.011	4.801	63	1:25.874	21.429						
20	1:23.168	1.165	12	1:23.169	1.888	25	1:22.993	4.980	85	1:25.836	21.478						
12	1:23.174	1.249	51	1:22.317	1.977	32	1:22.990	5.154	279	1:25.258	1:03.490						
181	1:23.218	1.412	66	1:22.851	2.413	65	1:23.524	8.092	<b>Lap 9</b>								
16	1:22.883	1.678	181	1:23.169	3.199	63	1:25.331	15.193	39	1:22.788							
25	1:23.683	2.106	32	1:23.184	3.296	85	1:25.335	15.243	3	1:22.812	.191						
66	1:23.313	2.157	25	1:23.548	3.519	279	1:25.676	57.562	20	1:23.878	6.810						
51	1:23.497	2.446	65	1:23.578	5.301	<b>Lap 7</b>				16	1:23.490	6.889					
32	1:23.729	2.577	85	1:25.745	9.628	39	1:22.493		51	1:23.977	6.940						
23	1:24.397	2.957	63	1:25.609	9.693	3	1:22.231	.103	12	1:24.159	6.996						
65	1:24.259	3.548	279	1:26.263	51.218	16	1:23.239	4.203	66	1:23.693	7.249						
85	1:23.962	3.799	<b>Lap 5</b>				20	1:23.075	4.249	181	1:23.989	7.262					
63	1:24.380	4.073	3	1:22.105		12	1:23.545	4.346	25	1:23.846	7.536						
279	1:32.980	42.893	39	1:22.624	.101	51	1:23.465	4.454	32	1:23.690	7.626						
<b>Lap 3</b>			20	1:22.919	2.210	66	1:23.241	4.610	65	1:23.953	11.642						
			16	1:23.163	2.370	181	1:22.869	5.177	63	1:25.558	24.199						

\*\*\* POST RACE AMENDMENT (08/08/22) - No. 181 (Liam Waters) disqualified due to a breach of ASBK Technical Regulations 4.26.4 Technical Regulations (SSP300) Permitted Modifications \*\*\*

The results are provisional until the end of the time limit for protests and appeals.

*Scott Laing*  
 Chief Timekeeper - Scott Laing

*Tom Williams*  
 Race Director - Tom Williams



www.computime.com.au  
 COMPUTIME RACE TIMING SYSTEMS PTY LTD





# Round 2 : March 18 - 20 Queensland Raceway



## DUNLOP SUPERSPORT 300 CHAMPIONSHIP

### Race 3

Date: 20/03/22  
Event: R13  
Weather: Partly cloudy - Temp: 29.7C  
Track: Dry - Temp: 51.4C

Started at: 13:44:50  
Laps: 10  
Starters: 15  
Printed at: 21:10

### AMENDED LAP CHART

Name	Grid	1	2	3	4	5	6	7	8	9	10	Name
G. NELSON	30	30	30	30	30	30	30	30	30	30	30	G. NELSON
C. DUNKER	3	20	3	3	3	39	3	3	3	3	3	C. DUNKER
H. SNELL	12	12	20	20	16	20	12	16	12	20	12	H. SNELL
J. NAHLOUS	20	3	12	12	20	16	16	20	20	16	20	J. NAHLOUS
J. JACOBS	16	181	181	16	12	51	51	12	51	51	51	S. PEZZETTA
L. WATERS	181	25	16	66	51	12	20	51	181	12	16	J. JACOBS
J. SIMPSON	23	23	25	51	66	66	66	66	16	66	66	M. SIMPSON
S. PEZZETTA	51	16	66	25	181	181	181	181	66	181	25	B. GAWITH
H. NELSON	279	66	51	181	32	25	25	25	25	25	32	J. RUSSO
M. SIMPSON	66	32	32	32	25	32	32	32	32	32	181	L. WATERS
B. GAWITH	25	51	23	65	65	65	65	65	65	65	65	N. O'NEILL
J. RUSSO	32	65	65	85	85	63	63	63	63	63	85	J. MARTIN
N. O'NEILL	65	63	85	63	63	85	85	85	85	85	63	C. CLEGG
L. BROWN	355	85	63	279	279	279	279	279	279	279	279	H. NELSON
J. MARTIN	85	279	279									
C. CLEGG	63											
T. AKSU	91											T. AKSU

\*\*\* POST RACE AMENDMENT (08/08/22) - No. 181 (Liam Waters) disqualified due to a breach of ASBK Technical Regulations 4.26.4 Technical Regulations (SSP300) Permitted Modifications \*\*\*

The results are provisional until the end of the time limit for protests and appeals.

*Scott Laing*  
Chief Timekeeper - Scott Laing

*Tom Williams*  
Race Director - Tom Williams





# Round 2 : March 18 - 20 Queensland Raceway



ASBK.COM.AU f t i y



## DUNLOP SUPERSPORT 300 CHAMPIONSHIP

### Race 3

Date: 20/03/22  
Event: R13  
Weather: Partly cloudy - Temp: 29.7C  
Track: Dry - Temp: 51.4C


Started at: 13:44:50  
Laps: 10  
Starters: 15  
Printed at: 21:10

### AMENDED BEST PARTIAL TIMES

Pos	Split 1		Split 2		Split 3		LAP		Ideal	Fastest
	Name	Time	Name	Time	Name	Time	Name	Time		
1	M. SIMPSON	27.647	G. NELSON	28.850	C. DUNKER	25.255	C. DUNKER	1:21.895	1:22.105	
2	J. JACOBS	27.692	C. DUNKER	28.862	G. NELSON	25.379	M. SIMPSON	1:22.157	1:22.727	
3	J. RUSSO	27.774	S. PEZZETTA	28.915	H. SNELL	25.391	S. PEZZETTA	1:22.188	1:22.317	
4	C. DUNKER	27.778	J. NAHLOUS	29.015	S. PEZZETTA	25.414	G. NELSON	1:22.277	1:22.299	
5	S. PEZZETTA	27.859	J. JACOBS	29.023	M. SIMPSON	25.478	J. JACOBS	1:22.287	1:22.534	
6	B. GAWITH	27.877	M. SIMPSON	29.032	J. RUSSO	25.552	J. RUSSO	1:22.453	1:22.857	
7	L. WATERS	27.885	B. GAWITH	29.070	J. JACOBS	25.572	H. SNELL	1:22.576	1:22.792	
8	J. NAHLOUS	27.981	L. WATERS	29.073	N. O'NEILL	25.589	J. NAHLOUS	1:22.601	1:22.867	
9	H. SNELL	28.007	J. RUSSO	29.127	J. NAHLOUS	25.605	B. GAWITH	1:22.614	1:22.884	
10	G. NELSON	28.048	H. SNELL	29.178	B. GAWITH	25.667	L. WATERS	1:22.743	1:22.869	
11	J. SIMPSON	28.158	N. O'NEILL	29.246	L. WATERS	25.785	N. O'NEILL	1:23.232	1:23.466	
12	N. O'NEILL	28.397	C. CLEGG	29.546	J. MARTIN	25.805	J. MARTIN	1:23.962	1:23.962	
13	C. CLEGG	28.533	J. MARTIN	29.570	J. SIMPSON	25.983	C. CLEGG	1:24.287	1:24.380	
14	J. MARTIN	28.587	H. NELSON	29.618	C. CLEGG	26.208	J. SIMPSON	1:24.306	1:24.397	
15	H. NELSON	28.950	J. SIMPSON	30.165	H. NELSON	26.392	H. NELSON	1:24.960	1:25.258	

\*\*\* POST RACE AMENDMENT (08/08/22) - No. 181 (Liam Waters) disqualified due to a breach of ASBK Technical Regulations 4.26.4 Technical Regulations (SSP300) Permitted Modifications \*\*\*

The results are provisional until the end of the time limit for protests and appeals.

  
Chief Timekeeper - Scott Laing

  
Race Director - Tom Williams



www.computime.com.au  
COMPUTIME RACE TIMING SYSTEMS PTY LTD







# Round 2 : March 18 - 20 Queensland Raceway




ASBK.COM.AU f t i y



## AUSTRALIAN SUPERSPORT 300 CHAMPIONSHIP AMENDED ROUND POINTS

### AUSTRALIAN SUPERSPORT 300 CHAMPIONSHIP

Pos	No	Name	Machine	Rnd 2 Pole	Rnd 2 Race 1	Rnd 2 Race 2	Rnd 2 Race 3	Total
1	39	Glenn NELSON	Yamaha	1	15	25	25	66
2	3	Cameron DUNKER	Yamaha		20	20	20	60
3	16	James JACOBS	Kawasaki		25	15	15	55
4	12	Henry SNELL	Yamaha		17	17	18	52
5	20	Jonathan NAHLOUS	Kawasaki		16	18	17	51
6	25	Brodie GAWITH	Yamaha		12	14	13	39
7	279	Hayden NELSON	Yamaha		14	16	8	38
8	32	Jai RUSSO	Yamaha		10	13	12	35
9	66	Mitchell SIMPSON	Yamaha		8	12	14	34
10	85	Jayden MARTIN	Yamaha		9	11	10	30
11	51	Sam PEZZETTA	Yamaha		13		16	29
12	65	Nate O'NEILL	Yamaha		11		11	22
13	91	Taiyo AKSU	Yamaha		18			18
14	63	Clay CLEGG	Yamaha		7		9	16
15	23	Jordan SIMPSON	Yamaha			10		10

  
Chief Timekeeper - Scott Laing

  
Race Director - Tom Williams



[www.computime.com.au](http://www.computime.com.au)  
COMPUTIME RACE TIMING SYSTEMS PTY LTD





# Round 2 : March 18 - 20

## Queensland Raceway



ASBK.COM.AU f t i y




### AUSTRALIAN SUPERSPORT 300 CHAMPIONSHIP

### AMENDED PROGRESSIVE CHAMPIONSHIP POINTS

#### AUSTRALIAN SUPERSPORT 300 CHAMPIONSHIP

Pos	No	Name	Machine	Rnd 1 PI	Rnd 2 Pole	Rnd 2 Race 1	Rnd 2 Race 2	Rnd 2 Race 3	Total
1	12	Henry SNELL	Yamaha	68		17	17	18	120
2	16	James JACOBS	Kawasaki	54		25	15	15	109
3	3	Cameron DUNKER	Yamaha	48		20	20	20	108
4	39	Glenn NELSON	Yamaha	38	1	15	25	25	104
5	32	Jai RUSSO	Yamaha	37		10	13	12	72
6	91	Taiyo AKSU	Yamaha	51		18			69
7	279	Hayden NELSON	Yamaha	29		14	16	8	67
8	20	Jonathan NAHLOUS	Kawasaki	14		16	18	17	65
9	51	Sam PEZZETTA	Yamaha	34		13		16	63
10	66	Mitchell SIMPSON	Yamaha	26		8	12	14	60
11	88	Joseph MARINIELLO	Kawasaki	43					43
12	25	Brodie GAWITH	Yamaha			12	14	13	39
13	11	Brandon DEMMERY	Yamaha	39					39
14	63	Clay CLEGG	Yamaha	21		7		9	37
15	181	Liam WATERS	Yamaha	35					35
16	85	Jayden MARTIN	Yamaha	4		9	11	10	34
17	355	Laura BROWN	Yamaha	34					34
18	23	Jordan SIMPSON	Yamaha	13			10		23
19	222	Lincoln KNIGHT	Yamaha	23					23
20	65	Nate O'NEILL	Yamaha			11		11	22
21	97	Peter NERLICH	Kawasaki	12					12
22	33	Jack FAVELLE	Yamaha	11					11
23	57	Cooper ROWNTREE	Yamaha	10					10
24	5	Jake SENIOR	Yamaha	4					4

  
 Chief Timekeeper - Scott Laing

  
 Race Director - Tom Williams



[www.computime.com.au](http://www.computime.com.au)  
 COMPUTIME RACE TIMING SYSTEMS PTY LTD





# Round 2 : March 18 - 20 Queensland Raceway



ASBK.COM.AU f t i y

## DUNLOP SUPERSPORT 300 CHAMPIONSHIP

### Race 3

Date: 20/03/22  
Event: R13  
Weather: Partly cloudy - Temp: 29.7C  
Track: Dry - Temp: 51.4C

Started at: 13:44:50  
Laps: 10  
Starters: 15  
Printed at: 21:10

### AMENDED RACE INFORMATION

Time	Description
13:41:02	PIT EXIT CLOSED
13:42:08	BIKES ON GRID
13:42:41	WARM UP LAP STARTED
13:44:50	Event Start
13:46:10	Rider 279 (Hayden NELSON) CRASHED TURN 6 - RIDER UP
13:46:50	Rider 279 (Hayden NELSON) CRASHED TURN 6 - RIDER UP - RESUMED
13:48:02	RACE DIRECTION: INCIDENT AT TURN 6 - NO FURTHER ACTION
13:48:06	Rider 23 (Jordan SIMPSON) BLACK FLAG - MECHANICAL
13:48:26	RACE DIRECTION: INCIDENT AT TURN 6 - NO FURTHER ACTION
13:49:20	Rider 23 (Jordan SIMPSON) ENTERED PITS
13:58:43	Chequered Flag
14:00:00	Event Finish

\*\*\* POST RACE AMENDMENT (08/08/22) - No. 181 (Liam Waters) disqualified due to a breach of ASBK Technical Regulations 4.26.4 Technical Regulations (SSP300) Permitted Modifications \*\*\*

The results are provisional until the end of the time limit for protests and appeals.

.....  
Chief Timekeeper - Scott Laing

.....  
Race Director - Tom Williams



[www.computime.com.au](http://www.computime.com.au)  
COMPUTIME RACE TIMING SYSTEMS PTY LTD

